




Frontend

Backend

Frontend

Backend



Betriebliche Informationssysteme

Headless CMS



Torge H. Worbs & Leo M. Binder

Gliederung

- CMS und Headless CMS
 - CMS
 - Vergleich CMS und Headless CMS
 - Klassifikation
- **strapi**
 - Was ist strapi?
 - Rollen
 - Inhaltstypen
 - API
 - Admin Panel
 - Plugins

CMS



WORDPRESS



SQUARESPACE



Joomla!®

CMS vs. Headless CMS

Funktion	CMS	Headless CMS
Verwalten	✓	✓
Editieren	✓	✓
Berechtigungen	✓	✓
Benutzerinteraktion	✓	✗
Front-End	✓	✗

Klassifikation

- Hardwarearchitektur
 - Server Hardware
- Softwarearchitektur
 - Client/Server-System
- Grad der Unterstützung
 - Operatives System
 - Daten-Management
 - etc.
 - Analyse System
 - Anzahl der Zugriffe
 - Zugriffszeiten
 - etc.



strapi.io

Was ist strapi?

- Headless CMS
 - Verwaltung von Inhalten
 - Verwaltung der Inhaltstypen
 - Verwaltung von Nutzern
- OpenSource
- läuft auf Node.js (natürlich auch mit Docker)
- PostgreSQL, MongoDB, SQLite, MySQL und MariaDB
- Kommunikation über REST-API oder GraphQL

- strapi als Unternehmen
 - verschiedene Versionen von strapi
 - Support

Rollen für das Admin Panel



Author

Kann eigene Inhalte erstellen und bearbeiten

z.B.: Autor



Editor

Kann die Inhalte aller bearbeiten und neue erstellen

z.B.: Redakteur



Super Admin

Hat Zugriff auf alles.
Kann nicht nur Inhalte aller bearbeiten, sondern auch die Inhaltstypen

z.B.: Entwickler

Mehr Rollen gibt es in der Bezahlversion

Inhaltstypen


Typen:


Collection Type
(viele Instanzen)
z.B.: Artikel, Posts

Single Type
(1 Instanz)
z.B.: Startseite, Impressum


Felder:

 **Text** Small or long text like title or description

 **Rich Text** A rich text editor with formatting options

 **Number** Numbers (integer, float, decimal)


 **Datum** A date picker with hours, minutes and seconds

 **Boolean** Yes or no, 1 or 0, true or false


 **Beziehung** Refers to a Collection Type


 **E-Mail** Email field with validations format

 **Passwort** Password field with encryption

 **Enumeration** List of values, then pick one

 **Medien** Files like images, videos, etc

 **JSON** Data in JSON format

 **UID** Unique identifier

API

Collection Type

Method	Path	Description
GET	<code>/{"content-type"}</code>	Alle Einträge
GET	<code>/{"content-type"}/:id</code>	Eintrag mit ID
GET	<code>/{"content-type"}/count</code>	Anzahl Einträge
POST	<code>/{"content-type"}</code>	Neuer Eintrag
DELETE	<code>/{"content-type"}/:id</code>	Eintrag mit ID löschen
PUT	<code>/{"content-type"}/:id</code>	Eintrag aktualisieren

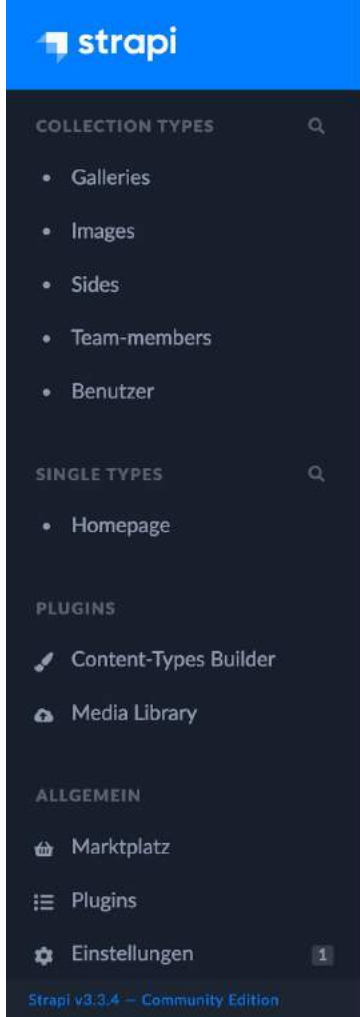
Single Type

Method	Path	Description
GET	<code>/{"content-type"}</code>	lade Eintrag
PUT	<code>/{"content-type"}</code>	aktualisiere Eintrag
DELETE	<code>/{"content-type"}</code>	lösche Eintrag

API-Endpoints müssen für öffentlichen Zugriff im System freigegeben werden.

Admin Panel

Startseite



The sidebar is a dark blue vertical panel on the left side of the interface. At the top, it features the Strapi logo in white. Below the logo, there are three main sections, each with a search icon to its right: 'COLLECTION TYPES', 'SINGLE TYPES', and 'PLUGINS'. Under 'COLLECTION TYPES', there are five items: 'Galleries', 'Images', 'Sides', 'Team-members', and 'Benutzer'. Under 'SINGLE TYPES', there is one item: 'Homepage'. Under 'PLUGINS', there are three items: 'Content-Types Builder', 'Media Library', and 'Einstellungen'. At the bottom of the sidebar, there is a section labeled 'ALLGEMEIN' with three items: 'Marktplatz', 'Plugins', and 'Einstellungen'. At the very bottom, it says 'Strapi v3.3.4 - Community Edition'.

- COLLECTION TYPES
 - Galleries
 - Images
 - Sides
 - Team-members
 - Benutzer
- SINGLE TYPES
 - Homepage
- PLUGINS
 - Content-Types Builder
 - Media Library
 - Einstellungen
- ALLGEMEIN
 - Marktplatz
 - Plugins
 - Einstellungen

Strapi v3.3.4 - Community Edition

Hallo !



Wir hoffen, dass du Fortschritte bei deinem Projekt machst ... Lese das Neueste über Strapi. Wir geben unser Bestes, um das Produkt auf der Grundlage deines Feedbacks zu verbessern.

Jamstack in 2021

What about the Jamstack in 2021? What are the benefits of this new architecture and how to get started with the Jamstack in 2021!

Top 10 Blog Posts of 2020

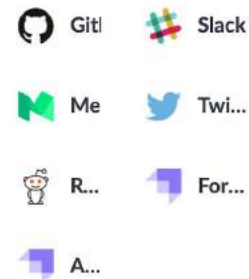
In this article, we take a look at the Top Blog Posts published on the Strapi Blog in 2020

➤ MEHR DAZU IM BLOG

Der Community beitreten

Diskutiere mit Teammitgliedern, Mitwirkenden und Entwicklern auf verschiedenen Kanälen.

➤ [Siehe unsere](#)



 Lese die Dokum...

 Code-Beispiele



Admin Panel

Content-Typs Builder

The screenshot displays the Strapi Admin Panel interface. On the left is a dark sidebar with navigation options: COLLECTION TYPES (7 items), SINGLE TYPES (1 item), PLUGINS (3 items), and ALLGEMEIN (3 items). The 'Content-Typs Builder' plugin is highlighted. The main content area shows the 'Team-member' collection type configuration. It includes a title 'Team-member', a description 'Dieser Inhaltstyp hat keine Beschreibung', and two buttons: 'Abbre...' and 'Speichern'. Below this, a table lists 4 fields: 'image' (Medien), 'name' (Text), 'short_description' (Text), and 'long_description' (Text). Each field has edit and delete icons. At the bottom of the field list is a button '+ ADD ANOTHER FIELD TO THIS COLLECTION TYPE'. The top right of the interface shows the user 'Leo Binder' and the language 'Deutsch'. The bottom left of the interface shows 'Strapi v3.3.4 - Community Edition'.

strapi

Leo Binder ▾ Deutsch

COLLECTION TYPES 7

- Team-member
- Gallery
- Image
- Permission (aus: us...
- Role (aus: users-per...

+ Create new collection type

SINGLE TYPE 1

- Homepage

+ Create new single type

COMPONENT 0













+ Create new component

Team-member ✎

Dieser Inhaltstyp hat keine Beschreibung

Abbre... Speichern

4 fields [Ansicht konfigurieren](#) [+ Add another field](#)

 image	Medien	 
 name	Text	 
 short_description	Text	 
 long_description	Text	 

+ ADD ANOTHER FIELD TO THIS COLLECTION TYPE

Strapi v3.3.4 - Community Edition

Admin Panel

Content-Typs Builder

The screenshot shows the Strapi Admin Panel interface. At the top, the 'strapi' logo is visible on the left, and the user name 'Leo Binder' and language 'Deutsch' are on the right. The main content area is titled 'Team-member' and contains a modal window with the heading 'Select a field for your collection type'. The modal lists 13 field options, each with an icon and a brief description:

- Text**: Small or long text like title or description
- Rich Text**: A rich text editor with formatting options
- Number**: Numbers (integer, float, decimal)
- Datum**: A date picker with hours, minutes and seconds
- Boolean**: Yes or no, 1 or 0, true or false
- Beziehung**: Refers to a Collection Type
- Component**: Group of fields that you can repeat or reuse
- E-Mail**: Email field with validations format
- Passwort**: Password field with encryption
- Enumeration**: List of values, then pick one
- Medien**: Files like images, videos, etc
- JSON**: Data in JSON format
- UID**: Unique identifier
- Dynamic Zone**: Dynamically pick component when editing ...

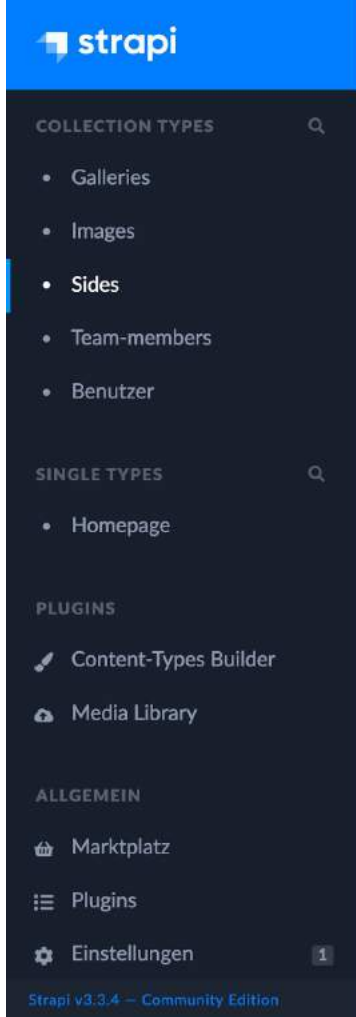
Admin Panel

Content-Typs Builder

The screenshot displays the Strapi Admin Panel interface. At the top, the 'strapi' logo is visible on the left, and the user 'Leo Binder' and language 'Deutsch' are on the right. The main content area shows the 'Team-member' content type configuration. A modal dialog titled 'Add new Medien field' is open, allowing the user to add a new media field. The dialog has two tabs: 'GRUNDEINSTELLUNGEN' (selected) and 'FORTGESCHRITTENE EINSTELLUNGEN'. Under 'Name', there is an empty text input field with a note: 'No space is allowed for the name of the attribute'. Under 'Type', there are two radio button options: 'Multiple media' (selected) with the description 'Best for sliders, carousels or multiple files download', and 'Single media' with the description 'Best for avatar, profile picture or cover'. At the bottom of the dialog, there are three buttons: 'Abbrechen', 'Fertig', and '+ Add another field'. The background shows the 'Team-member' content type configuration page with a 'Speichern' button and a note: 'Dieser Inhaltstyp hat keine Beschreibung'. The bottom of the screen shows the Strapi version 'v3.3.4 - Community Edition' and a help icon.

Admin Panel

Collection Types



The sidebar is a dark blue vertical navigation menu. At the top is the Strapi logo. Below it are several categories with search icons: 'COLLECTION TYPES' containing 'Galleries', 'Images', 'Sides', and 'Team-members'; 'SINGLE TYPES' containing 'Benutzer' and 'Homepage'; 'PLUGINS' containing 'Content-Types Builder' and 'Media Library'; and 'ALLGEMEIN' containing 'Marktplatz', 'Plugins', and 'Einstellungen'. At the bottom, it says 'Strapi v3.3.4 - Community Edition'.

Suche nach einem Eintrag...

Side

Leo Binder Deutsch

Side

5 Einträge gefunden

+ Füge side hinzu

Filter



<input type="checkbox"/>	Id	Title ▲	Published_at	Created_at	State	
<input type="checkbox"/>	4	Der Kur...	Friday, ...	Friday, ...	Published	
<input type="checkbox"/>	1	Home	Friday, ...	Friday, ...	Published	
<input type="checkbox"/>	5	Kontakt	Friday, ...	Friday, ...	Published	
<input type="checkbox"/>	2	Studio	Friday, ...	Friday, ...	Published	
<input type="checkbox"/>	3	Unser A...	Friday, ...	Friday, ...	Published	

10

Einträge pro Seite

< 1 >



Admin Panel

Bearbeiten

strapi

COLLECTION TYPES 🔍

- Galleries
- Images
- Sides
- **Team-members**
- Benutzer

SINGLE TYPES 🔍

- Homepage

PLUGINS

- 🔧 Content-Types Builder
- 📁 Media Library


ALLGEMEIN

- 🏠 Marktplatz
- ☰ Plugins
- ⚙️ Einstellungen 1

Strapi v3.3.4 – Community Edition

← **Alexandra Graf** Nicht veröffentlicht... Speichern

Image



Name

Short_description

Long_description

Information

LAST UPDATE a month ago

BY Leo Binder

• Editing published version

☰ Anzeige konfigurieren

⚙️ Edit the fields

🗑️ Delete this entry

?

Admin Panel

Media Library

strapi

COLLECTION TYPES Q

- Galleries
- Images
- Sides
- Team-members
- Benutzer

SINGLE TYPES Q

- Homepage

PLUGINS

- Content-Types Builder
- Media Library**

ALLGEMEIN

- Marktplatz
- Plugins
- Einstellungen 1

Strapi v3.3.4 – Community Edition

Q Search for an asset...

Media Library

Löschen

Upload assets

gabi.jpg

JPG – 1024×1024 – 118KB

IMAGE



img7.jpg

JPG – 666×1000 – 82KB

IMAGE



img6.jpg

JPG – 666×1000 – 78KB

IMAGE



alexandra.jpg

JPG – 1024×1024 – 93KB

IMAGE



img5.jpg

JPG – 1000×668 – 95KB

IMAGE



img4.jpg

JPG – 1000×562 – 98KB

IMAGE



Admin Panel

Einstellungen

The screenshot shows the Strapi Admin Panel interface. On the left is a dark sidebar with the 'strapi' logo at the top and a menu with categories: COLLECTION TYPES (Galleries, Images, Sides, Team-members, Benutzer), SINGLE TYPES (Homepage), PLUGINS (Content-Types Builder, Media Library), and ALLGEMEIN (Marktplatz, Plugins, Einstellungen). The main content area is titled 'Public' and has 'Reset' and 'Save' buttons. It is divided into three sections: 'ADMINISTRATIONS OBERFLÄCHE' (Roles, Benutzer), 'USERS & PERMISSIONS PLUGIN' (Roles, Methoden, Email Templates, Advanced), and 'Befugnisse' (Permissions). The 'Befugnisse' section shows a list of actions for 'APPLICATION' and 'HOMEPAGE'. Under 'APPLICATION', the 'find' action is selected and has a gear icon. Under 'HOMEPAGE', 'Alles auswählen' is selected. On the right, there is a 'Beschreibung' field with the text 'Default role given to unauthenticated user.' and a 'Fortgeschrittene Einstellungen' section with a dropdown set to 'Keine' and a path field containing '/galleries'.

strapi

Public

Reset Save

COLLECTION TYPES

- Galleries
- Images
- Sides
- Team-members
- Benutzer

SINGLE TYPES

- Homepage

PLUGINS

- Content-Types Builder
- Media Library

ALLGEMEIN

- Marktplatz
- Plugins
- Einstellungen

ADMINISTRATIONS OBERFLÄCHE

- Rollen
- Benutzer

USERS & PERMISSIONS PLUGIN

- Rollen
- Methoden
- Email Templates
- Advanced

Befugnisse

Nur Aktionen, die an einen Pfad gebunden sind, werden hier gelistet.

APPLICATION

Definiere die möglichen Aktionen. ^

GALLERY

- Alles auswählen
- count
- create
- delete
- find
- findone
- update

HOMEPAGE

- Alles auswählen

Beschreibung

Default role given to unauthenticated user.

Fortgeschrittene Einstellungen

Diese Aktion folgenden erlauben:

Keine

Pfad gebunden an gallery.find

GET /galleries

Strapi v3.3.4 – Community Edition

Plugins

“A plugin is like a small independent sub-application. It has its own business logic with dedicated models, controllers, services, middlewares or hooks. It can also have its own UI integrated in the admin panel.”

 Offizielle Strapi Plugins im Marktplatz

 Erstellung eigener Plugins möglich

Plugins vom Marktplatz

 Api Dokumentation

Dokumentation von den API-Endpunkten

 E-Mail

Ermöglicht das Senden von E-Mails vom Server

 GraphQL

Ermöglicht die Benutzung von GraphQL API-Endpunkten

 Upload

Ermöglicht das Hochladen von Daten

 Rollen & Zugangsbeschränkung

Einschränkung der Zugriffsrechte von Nutzergruppen

Eigene Plugins

 Einfach Projekterzeugung (CLI)

 Back End

Erstellung eigener API-Endpunkte

 Front End

Einbindung des Plugins in das Admin Panel

Einbindung der Plugin Einstellungen in die generellen Einstellungen

Fragen?

Quellen

- <https://www.ionos.de/digitalguide/hosting/cms/headless-cms-was-sind-die-vorteile/>
- <https://golden.com/wiki/Strapi-8AAGPN4>
- <https://strapi.io/documentation/developer-docs/latest/getting-started/introduction.html#what-is-strapi>
- <https://strapi.io/documentation/developer-docs/latest/getting-started/installation.html>
- <https://strapi.io/documentation/developer-docs/latest/content-api/api-endpoints.html>